



GROWTH OF SPINY LOBSTER (*Panulirus homarus*) IN THE INTEGRATED MULTI TROPIC AQUACULTURE SYSTEM

Mita Ayu Liliyanti¹, Muhammad Ali¹ & Faturrahman²

¹Animal Husbandry Faculty Mataram University,

²Department of Biology, Faculty of Mathematics and Natural Sciences, Mataram University, Jl. Majapahit 62, Mataram 83125, West Nusa Tenggara, Indonesia.

ABSTRACT

The implementation of Integrated Multi Tropic Aquaculture (IMTA) has several advantages compared with cultivating monocultures. The purpose of this study was to evaluate the growth of lobster sand on IMTA system. Lobster growth performance and environmental quality in an IMTA system fed naturally evaluated and compared with a lobster on monocultures fed local natural and artificial feed. The results showed that the growth of lobster at IMTA system better, although not significantly different ($P < 0.05$) when compared with the growth of lobster on monocultures, both fed with natural or artificial feed. Similarly, the presence of abalone as companion animals do not affect to lobster growth and to the quality of water in aquaculture pond.

KEYWORDS: IMTA, LOBSTER, PANULIRUS, MONOCULTURE, ARTIFICIAL FEED

INTRODUCTION

Spiny lobster is one commodity that is now demanding public both domestically and abroad. The number of lobster catch increased to 40 778 MT in the period of 6 years. It is related to the amount of lobster demand continues to increase every year. Meanwhile, the fulfillment of the demand is still relying on the arrest in nature [1]. This situation may lead to a decrease in the amount of lobster populations. So the lobster aquaculture needs to be done in order to conserve the amount of lobster and meet demand.

In Indonesia particularly in West Nusa Tenggara region is a region with a number of arrests of seed lobsters are quite high and continues to increase every year. However, this is not accompanied by cultivation. This is because the development of the cultivation of sea lobsters are often faced with the length of time of maintenance and the availability of natural feed fluctuating.

For the cultivation of the IMTA system (Integrated Multi-Tropic Aquaculture) is one alternative that can be applied in the cultivation of lobster that with this system maintenance can be done with two or three commodities. The IMTA (*Integrated Multi-Tropic Aquaculture*) is a system of aquaculture that integrate multiple organisms tropics in a system of interconnected and integrated in order to increase the benefit through interaction between the tropics in a farming, for example between seaweed with animals consuming seaweed [2] .

the adoption of IMTA using three different commodities tropics in one area of cultivation will be able to multiply revenues and at the same time as a form of anticipation of the possibility of crop failure or decline in productivity on one commodity. The application of this system of cultivation is also an effort to support the government's policy on the concept of blue economy to create environmentally friendly aquaculture and sustainable and can increase the productivity of the production [3, 4].

So far research on lobster growth in juvenile stadia are maintained along with two other commodities have not been reported. It is necessary for research on lobster farming with IMTA system. Choice of lobster companion organisms used are abalone (*Haliotis asinina*) and seaweed (*Gracilaria* sp).

1. MATERIALS DAN METHODS

1.1. Preparation of Organism Test

IMTA test animals in this study using a seed of spiny lobster (*Panulirus homarus*) with an average length of 20.94 ± 0.13 mm and a weight of $303.81 \text{ mg} \pm 3.39$; abalone (*Haliotis asinina*) with an average weight of 4448 ± 239 mg obtained from Hatcheries and Production of Abalone Unit, Marine Aquaculture Research Center; and seaweed (*Gracilaria* sp.) obtained from the cultivation of fishermen in the bay Gerupuk. Lobster seed selected brightly colored sand, not defective condition of the body marked with the number of full foot, leg nonporous

pools and looks fresh. Abalone seed brightly colored, can be attached hard on the substrate. While *Gracilaria* sp selected seeds are highly branched, spired, leafy and brightly colored.

The procedure of preparation of test animals as follows: abalone and lobster maintained at 26-28°C in a polyethylene tank containing 98 L of seawater filtered and aerated continuous basis. Acclimatized for 2 weeks abalone and lobster for 3 days before being used for research, during this process abalone only fed with fresh *Gracilaria* and lobster fed artificial feed.

1.2. Preparation Container Maintenance

16 units of fiber tub-shaped beam to the size (3x1x0,6) m³ volume of 1.5 m³ was used as aquaculture pond. This tub is equipped with inlet and outlet channels as well as 4 point aeration. Lobster container is a rectangular form in size (40x30x30) cm³ and two baskets circular with a diameter of 35 cm and 20 cm high. So that in each tub is placed 3 baskets with hanging position on the inlet pipe mounted horizontally above the tub. As for the cultivation of seaweed done vertically and also off in baskets maintenance lobster. Furthermore, pvc pipe laid halved as a place of attachment and hiding lobster and abalone. For more details on the maintenance container designs like Figure 1 below.

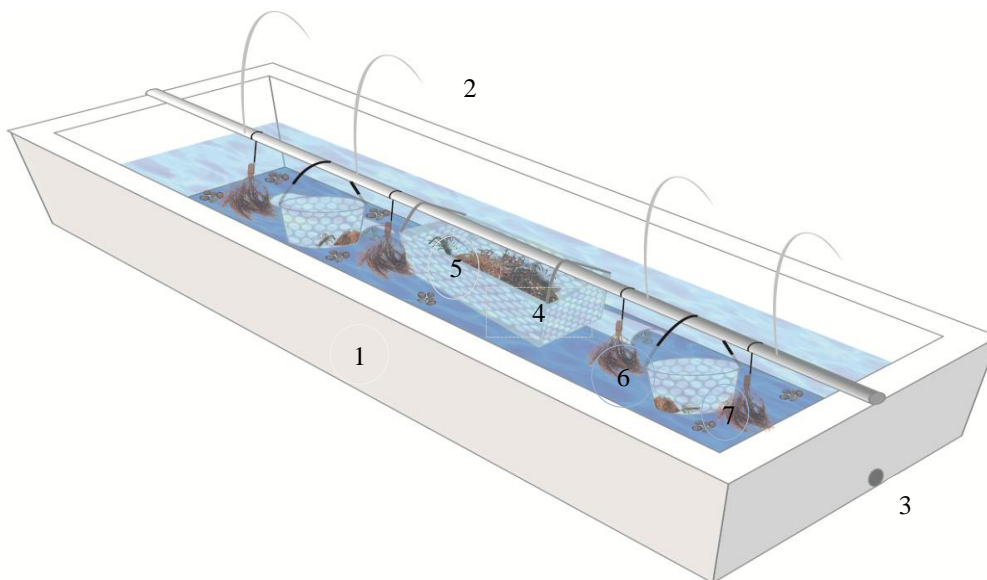


Figure 1. Design Container Maintenance of the System IMTA (1: pond aquaculture, 2: inlet, 3: outlet, 4: lobster, 5: lobster, 6: seaweed, 7: abalone).

1.3. Feed preparation

Fresh trash fish of species *Sardinella* sp. is used as a natural food. For artificial feed used local materials consisting of trash fish flour, snail flour, and flour gracilaria. All these ingredients are mixed until homogeneous, added starch, wheat flour, and bacto agar, then stirred again until homogenous. Given a little water, stirring to form a dough. Furthermore, steamed dough for \pm 15 minutes. Once cool, the dough is ready printed form of feed pellets. The proximate composition and test results of these locally made feed in Table 1.

Table 1. Feed Composition and Proximate analysis results of the Local Feed.

Feed Composition		Feed Proximate analysis	
Raw materials	composition (%)	Parameters	Level (%)
Trash fish flour	60	Protein	50.69
Snail flour	30	Lipid	0.74
Starch	4	carbohirates	8.98
Wheat flour	3	Ash	1.95
<i>Gracilaria</i> flour	1	water	9.8
Bacto Agar	2		

2.4. Lobster Growth Test.

Prior to the experiment performed all equipment disinfected with a solution of 50-100 ppm chlorine. Furthermore, as many as 16 tubs used as a container maintenance and seawater flowed at a constant rate of 1000 ml / min. Sixteenth container maintenance is divided into four treatment combinations, namely M1.P1 (IMTA with natural feeding); M1.P2 (IMTA with artificial feeding); M2.P1 (Monoculture with natural feeding); and M2.P2 (monoculture with artificial feeding). Each treatment consisted of 4 tub containing 20 lobster and 30 abalone.

To maintain the quality of water, the aquarium is cleaned every 2 days by sucking unconsumed feed and faeces lobster and abalone. Lobster fed as much as 30% of body weight every day in the morning and afternoon. Faeces and feed residue is weighed, while the body length were measured and weight of lobster weighed every 14 days for 2 months maintenance.

2.5. Data analysis

Variable growth of juvenile lobster observed included a weighted average initial and final (g), and feed intake (g). Based on these data calculated biomass growth (g), the relative growth (%), feed efficiency (%) and feed conversion.

RESULT AND DISCUSSION

Lobster Growth Patterns

Length and weight growth pattern of lobster cultivated in IMTA and monocultures systems fed with natural and artificial feed for 56 days of observation are presented in Figure 2 and 3

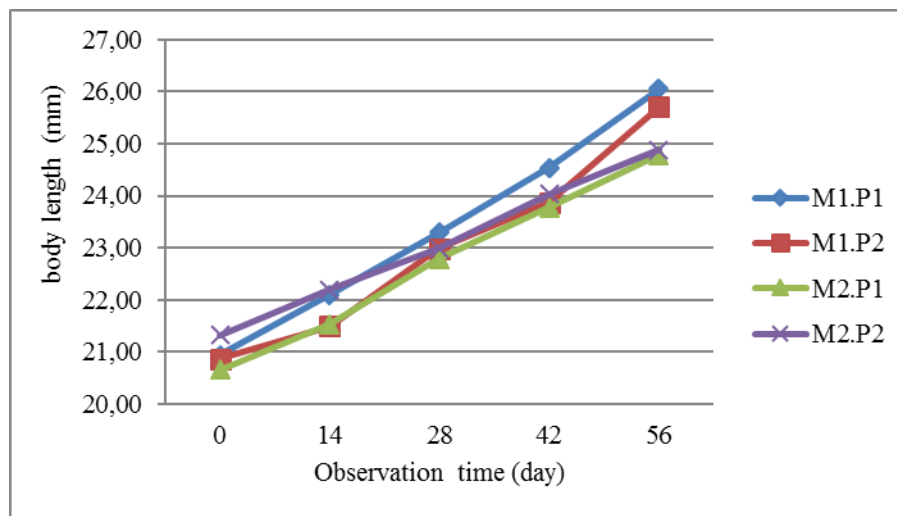


Figure 2. Length growth pattern of lobster. M1.P1 (IMTA with natural feeding); M1.P2 (IMTA with artificial feeding); M2.P1 (Monoculture with natural feeding); and M2.P2 (monoculture with artificial feeding).

Figure 2 above shows that an increase in the length lobster during the study period in each treatment. At M1.P1 treatment which is a combination treatment of IMTA systems with natural feeding showed the highest growth in the long end of the study. Whereas, in the treatment M2.P1 which is a combination of treatment between monoculture system with natural feeding shows the results of the lowest long end of the study. Figure 2 shows that treatment with either

IMTA systems with artificial or natural feeding showed the average length growth better than monocultures. While the growth pattern of body weight are presented in Figure 3 below.

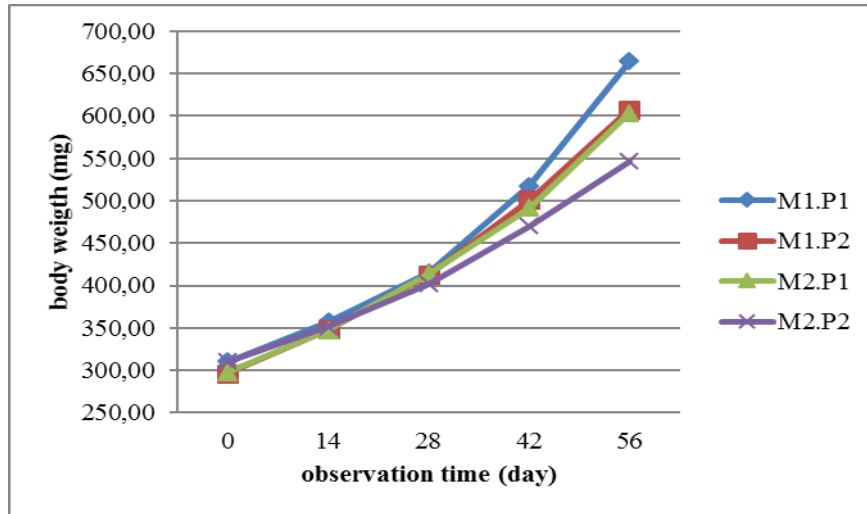


Figure 3. Weight growth pattern of lobster. M1.P1 (IMTA with natural feeding); M1.P2 (IMTA with artificial feeding); M2.P1 (Monoculture with natural feeding); and M2.P2 (monoculture with artificial feeding).

Figure 3 shows that the growth of the weight on all treatments at day 14 to day 28 showed growth was not different. From day to 42 growth began to vary and on day 56 of treatment showed a growth pattern M1.P1 highest weight. Pattern of growth shown by the lowest weight combined treatment monoculture system with artificial feeding (M2.P2). Results lowest weight gain is not the same as the results of the lowest partumbuhan body length, this indicates that the relationship is not balanced growth of body weight with a body length. Growth unbalanced body length and weight growth is not as fast as described [5] as the *allometric* growth.

Lobster Growth Rate

Lobster growth parameters treated with IMTA and monoculture system for 56 days maintenance includes biomass growth (g), relative growth (%), feed efficiency (%) and feed conversion are presented in Tables 2 and 3.

Table 2. Growth in biomass, growth in length and relative growth of spiny lobster for 56 days of maintenance.

Treatment	Biomass growth (mg)	Length Growth (mm)	Growth rate (mg/days)	Survival rate (%)	Relative growth (%)
M ₁ .P ₁	354.06±11.86a	5.12±0.39a	6.32	75	114.65
M ₁ .P ₂	311.30±8.65a	4.84±0.32a	5.56	77	105.26
M ₂ .P ₁	305.80±18.15a	4.14±0.12a	5.46	61	102.58
M ₂ .P ₂	216.07±25.21 a	3.57±0.26a	4.21	69	71.41

Note: M1.P1 (IMTA with natural feeding); M1.P2 (IMTA with artificial feeding); M2.P1 (Monoculture with natural feeding); and M2.P2 (monoculture with artificial feeding). The same letter indicates no difference between treatments (P<0.05).

The table 2 shows that the weight of the highest growth achieved by treatment with feeding natural IMTA (M1.P1) with a growth rate of 6.32 mg / day. While the lowest weight gain was obtained from the combined treatment with artificial feed monoculture (M2.P2) with a value of 4.21 mg/day. Lobster long growth also showed the best value in the treatment of IMTA combined natural feed (M1.P1) with growth of 5.12 ± 0.39 mm/56 days and the lowest rate with treatment (M2.P2) is a combination treatment of monocultures with artificial feed with growth 3.57 ± 0.26 mm/ 56 days. But the results of the analysis showed that the treatment was not significantly different between treatments (p <0.05).

Based on regression analysis of the relationship growing weight with a body length value obtained Adjusted R square = 0.45 where it can be seen that there is a weak correlation between weight gain with long lobster. Of the value of Adjusted R square contributes heavily towards long lobster is 45%, so it can be seen that the weight fluctuations lobster can not be explained by the growth of the length of the lobster itself. In this study, body weight growth was faster than the length of the body. This is contrary to the statement [6] which states that growth in carapace length faster than weight gain. however, based on the analysis using discovery

GENSTAT edition 4 on weight and body length obtained results were not significantly different ($p < 0.05$) in the treatment of cultivation systems and types of feed.

Although statistical analysis showed no significantly different results, but treatment with IMTA systems showed better growth rate than monokulture system. IMTA is a system that combines the cultivation of marine plants with an aquatic animal potentially reduce costs, improve efficiency and productivity of a number of species [7, 8]. In this study kelp seaweed used is of the type *Gracilaria* sp. Selection was based on the statement of *Gracilaria* sp [9] that the selection of commodities in aquaculture IMTA system should pay attention to various aspects, including the selected species is a different species of tropical and can grow well so that they can act as an effective biofilter. According [10] also expressed high production of shrimp that are kept together with seaweed *Gracilaria* sp. due to the presence *Gracilaria* sp. can create conditions better environment that can act as a biofilter can reduce levels of Fe^{2+} and BOT that can slow the growth of bacteria and disease. This statement in accordance with [11] that the high waters BOT is closely connected with the population of bacteria and the application of seaweed can absorb the excess of various nutrients. A few species of red algae have been found to have a high enough ability to adsorb metal ions, either alive or dead cells form or biomass [12]. Furthermore [10] reiterated that the seaweed play a role in inhibiting the movement of water so that soluble materials sink to the bottom.

Accordingly, this study also showed that treatment with IMTA system providing heavy growth lobster better than the monokulture system. In addition due to the existence of seaweed acts as biofilter in container cultivation that can maintain the quality of the water during the study. Seaweed is also known to be useful as a shelter or a shelter when moulting and hide during the day. That the seaweed (algae) is the second food choice of lobster, so the existence of *Gracilaria* sp. can be used as a natural food that could nourish the growth of lobster [13]. That the seaweed from the red algae are potential sources as feed additives because it can increase the protein digestability [14]. *Gracilaria* sp. in Indonesia has a composition of 4.17% protein, carbohydrates 42.59% and 9.54% fat, crude fiber 10.51%, ash 14.18% and 19.01% water content [15].

Similar results were obtained from analysis of the effect of natural food and artificial feed in this study was also no significant effect on each treatment. This is due, based on the results of proximate analysis on natural feed and artificial feed shows the nutrients that are not

much different. Proximate analysis results can be seen in Table 3. Although the results of the analysis showed that the content is not much different, but at the natural food treatment showed high growth in each basin. The influence of the growth in aquaculture is the feed consumption that leads to the value of feed efficiency and feed conversion. The value of feed and feed conversion efficiency in these observations are presented in Table 3 below.

Table 3. Average of feed efficiency and feed conversion during the 56-day maintenance of lobster

Treatment	Feed Consume (mg)	Feed Efficiency	Feed conversion
M ₁ .P ₁	65.753.25±2099.77	17.61	5.70
M ₁ .P ₂	62.944.00±2163.82	18.35	5.52
M ₂ .P ₁	44.395.50±4260.11	43.22	2.74
M ₂ .P ₂	40.447.63±2155.00	52.06	3.04

M1.P1 (IMTA with natural feeding); M1.P2 (IMTA with artificial feeding); M2.P1 (Monoculture with natural feeding); and M2.P2 (monoculture with artificial feeding).

These results indicate that the average consumption of lower value obtained from treatment of artificial feed on natural food appeal. This is in line with the lower growth results obtained in the treatment given artificial feed. From these results it can be said that the growth rate is proportional to feed consumption. Other researcher [16] shown the growth and survival of the lobster that consuming artificial feed known to be lower than the lobster that consume natural feed, although feed Artificial easy consumption. According [17] that the appeal of artificial feed for a shorter lobster consumed only reached 1-2 hours compared with natural food that reaches 10 hours or more. This is the possibility that the cause of natural food is still the main choice in the maintenance of lobster until today. However, [18] states that the use of natural feed ineffective and impractical for large-scale cultivation in the cultivation of lobster. So from the use of artificial feed overall productivity continues to develop lobster farming lobster for success in the future.

In addition to the factors mentioned above, the water quality in the basin maintenance is also greatly affect the productivity of cultivated organisms. As for the quality of water in the container lobster aquaculture is presented in Table 4.

Table 4. Results of the analysis of water quality in each treatment for 56 days of maintenance

Parameters	Treatment				Optimum
	M ₁ .P ₁	M ₁ .P ₂	M ₂ .P ₁	M ₂ .P ₂	Standard*
Temperature (⁰ C)	29.35±0.15	29.4±0.14	28.05±0.2	28.85±0.2	26 – 33 ⁰ C
Salinity (%)	31.95±0.09	32.05±0.26	31.9±0.17	31.75±0.25	25 – 35 ‰
Do (ppm)	5.98±0.03	5.96±0.04	5.98±0,04	5.90±0.03	>3.4 ppm
pH	7.35±0.03	7.41±0.35	7.14±0.23	7.32±0.12	6.8 - 8.5
Ammonia (ppm)	0.01±0.003	0.01±0.0007	0.02±0.01	0.009±0.002	< 0.1
Nitrate (ppm)	0.52±0.02	0.57±0.25	0.53±0.02	0.55±0.02	< 0.1

*Source : Vijayakumaran *et al.*,2010

Lobster, abalone and seaweed are sea water biota that has the potential to be developed. Therefore, in order to increase the growth of the commodity is water quality parameters is a supporting factor that is very influential on. Some parameters that affect the growth of marine biota water is light, temperature, salinity, and water movement.

Based on observations of temperature, DO, salinity, pH and ammonia were observed during the study showed the value of which is still within the threshold for the cultivation of lobster [19]. However, the observation of Nitrate shows unfavorable values ranged 0:52 ppm. The same thing that the nitrate content of <0.1 ppm is a good range for growth of lobster [20,21].

That the range of environmental conditions suitable for maintaining abalone in the bath is a temperature between 26 – 30⁰C, salinity between 32-35 ppt, DO between 4.6 - 7.1ppm and pH between 7.5 to 8.7 [22]. The growth of seaweed that both types *Gracilria sp* require water conditions with temperatures ranging from 5 - 30⁰C, salinity 15-35 ppt, pH 6 – 9 [23]. However, for according [24] the range of nitrate eligible to seaweed growth is 0.9 - 3.5 mg / l, this value means shows that the range of nitrate in the field is acceptable for growing seaweed.

CONCLUSION

Growth Rate of lobster (*Panulirus homarus*) are maintained by the system IMTA is generally higher (6.32 mg/day with a natural feed, and 5.56 mg/day with the provision of artificial feed) when compared with the monokulture system (5.46 mg/day with a natural feed, and 4.21 mg/day with artificial feed), although not statistically significantly different ($p < 0.05$). The additional metabolic waste of companion animals, do not add to the ecological burden to the aquatic environment with the presence of seaweeds as a biofilter in the IMTA systems.

REFERENCES

1. FAO, World fisheries production : estimated value by groups of species. FAO fisheries and Aquaculture report, 2007.
2. Butterworht A., 2009. Integrated Multi Tropic Aquaculture System Incorporated Abalone and Seaweedd. Nuffield, Australia
3. Faturrahman, I.S. Rohyani, Sukiman and H. Ahyadi. 2015. Boosted seaweed farmer income through application of Multi Tropic Sea Farming. *Proceeding*. International seminar on tropical natural resources. June 2015. Mataram Indonesia
4. Faturrahman, I.S. Rohyani, Sukiman and H. Ahyadi. 2013. Optimization strategy of abalon cultivation method as a main commodities marine fisheries. *Proceeding*. Seminar Nasional: Research and Sains education. Mataram Indonesia
5. Effendie, M.I. 1992. Aquatic biology method. Agromedia Foundatio, Bogor.
6. Junaidi, M., Hamzah, M.S., 2010. Water quality and its impact of growth and survival rate of lobster were kept in floating net in Ekas bay West Nusa Tenggara Province. *J. Sci. and Technol. Trop. Ocean*. 6, 2 (345-354).
7. Neori, A., Chopin, T., Troell, M., Buschmann, A.H., Kraemer, G.P., Halling, C., Shpigel, M., Yarish, C., 2004. Integrated aquaculture: rationale, evolution and state of the artemphasizing seaweed biofiltration in modern mariculture. *Aquaculture*, 231,361– 391.
8. Pereira, R., Abreu, M.H., Valente, L., Rema, P., Sousa Pinto, I., 2010. Production of seaweeds in integrated multi-trophic aquaculture for application as ingredients in fish meal. XXth International Seaweed Symposium book of abstracts, p. 86. Ensenada, Mexico.

9. Barrington, K., Chopin, T. and Robinson, S. 2009. Integrated multi-trophic aquaculture (IMTA) in marine temperate waters. In D. Soto (ed). Integrated mariculture: a global review. FAO Fisheries and Aquaculture Technical Paper. No. 529. Rome, FAO. pp 7-46.
10. Hamzah, M.S. Dwino, S.A.P., Safriyadi, H. 2012. Growth and survival rate of abalone tropic (*haliotis asinine*) in the concrete with the density difference. *J. Sci. and Technol. Trop. Ocean.* 4. 2, (191-197).
11. Pantjara, B. 2008. The effectiveness of source c to decomposition of organic material intensive shrimp farm waste. *Proceeding.* National Seminar on Marine. Hang Tuah University.
12. Putra, S.E. 2006. Algae as a target bio industry. General secretary of the student club chemical Indonesia. Jakarta, page 75
13. Masaii, N., Rajabipour, F., Shakouri, A., 2011. Feeding Habits of the Scalloped Spiny Lobster, *Panulirus homarus* (Linnaeus, 1758) (Decapoda: Palinuridae) from the South East Coast of Iran. *Turkish Journal of Fisheries and Aquatic Sciences 11: 45-54*
14. Chen, Y. W. and Shang, S. Y. 1980. Seasonal Variation of the Quality of *Gracilaria sp* cultivated in Taiwan. Proc. Natl. Sci. Counc. Roc. Taiwan.
15. Soegiarto, A. dan Sulistijo. 1985. Production and seaweed farming in Indonesian. LON LIPI. Jakarta.
16. Smith, D.M., Williams, K.C., Irvin, S., Barclay, M., Tabrett, S. 2003. Development of pelleted feed for juvenile tropical rock lobster (*Panulirus ornatus*) : response to dietary protein and lipid. *Aquaculture Nutrition.* 9, 231-7
17. Williams, K.C. 2007. Feed Development for Post Larva Spiny Lobster : A Review. *Bull. Fish. Resh. Agen.* No. 20, 25 -37.
18. Jeefs. A and Hooker, S. (2000). Economic feasibility of aquaculture of spiny lobsters *Jasus edwardsii* in temperate water. *Journal of the World Aquaculture Society*, 31, 30-41.
19. Vijayakumaran, M.R., Anbarasu, M. and Kumar, T. S. 2010. Moulting and growth in communal and individual rearing of the spiny lobster, *Panulirus homarus*. *J. Mar. Biol. Ass. India*, 52 (2): 274 – 281.
20. Vijayakumaran, M.R., Venkatesan, T.S. Murugan, T.S., Kumar, D.K. Jha, M.C. Remany, J.M.L. Thilakam, S.S. Jahan, G Dharani, S. Kathioroli and K. Selvan. 2009. Farming of spiny lobsters in sea cages in India. *N.Z.J. Mar. Freswat. Res.* 43(2): 623-634.

21. Jeefs, A. 2010. Status and challenges for advancing lobster aquaculture. *J. Mar. Biol. Ass. India*, 52 (2) : 320- 326.
22. Bautista., Teroel, N, O.M., Millamena & C.Yermin. 2001. Reproductive performance of hatchery-breed donkey's ear abalone, *Haliotis ashino*, LiMe, fed natural and artificial diets. *Aqua. Res.* 32 (Suppl.1):249-254.
23. Santika, II. 1985. Seaweed farming. Workshop on Marine Aquaculture Marine Aquaculture Development Project Technical Lampung . Director General of Fisheries. Jakarta .
24. Azlan, L.O., Patadjai, A.B., Effendy, I.J. 2013. Feed intake and growth of abalone (*haliotis asinine*) maintained at recirculating closed system using different *fasciata ulva* fallow as a biofilter . *Journal Mina Laut Indonesia*. 2. 6. 100-108.